



Official WeChat public account



Official video account



Official Douyin account

**SMARTLIFTS**  
Smart Solution Smart Life

88 AP Nakarin Bldg., 20th Floor, Room no.4, Soi Lasalle 58,  
Bangna-Tai, Bangna, Bangkok 10260  
Tel : 66-65-098-9909 , Tel: 662-005-7916

Glarie Elevator Co., Ltd.

Address: No.9 Xuqing RD., National New & Hi-tech Industrial Development Zone, New District, Suzhou, Jiangsu, 215151, China.  
Tel: 0512-66677088 Fax: 0512-66677808  
Hotline: 400 828 2100 Official website: [Http://www.glarie.com](http://www.glarie.com)

The brochure is only for your reference. Please refer to the respective technical documents, Subject to change without notice.  
GLARIE Elevator All Rights Reserved.  
GLARIE 2023.12

Originated Form Germany  
Inheriting Classics

The perfect fusion of elevator and art

**GLARIE®**  
GLARIE ELEVATOR  
**HOME LIFT SERIES**



With German noble demeanor, we build legendary artistic quality

GLARIE originated in the 19th century is like ancient Swan Stone Castle in Germany.

It continues European aristocratic lineage and artistic charm. Swan stone castle was built by Ludwig II of Bavaria personally.

It is the exclusive King's dream world, full of art and fairy color. And specifically for the

European aristocracy handmade custom GLARIE elevator is perfect into the castle for its noble style,

aristocratic art and romantic breathing. All of these create magnificent space and become a popular German classic.

The perfect fusion  
Of elevator and art



# GLARIE ELEVATOR

In 2013, GLARIE established Suzhou Glarie elevator Co., LTD that as a whole R&D, manufacturing, sales and maintenance in one, located in paradise on earth—Suzhou.

With the best combination of global and local,

we will continue German industrial essence to create green, safe, comfortable and intelligent

living life for Chinese customers by innovative technology,

excellent solution of passenger flow and logistics and international service.

Glarie in the future will continue to actively participate in the sustainable development construction of urban China.


Make contribution to China's urbanization process by the strength of art up.



# GEH220S/260

## wire rope traction technology


The wire rope traction technology is mature, and various safety components and measures fully protect the passengers; the operation is stable, and the variable voltage VVVF technology perfectly adjusts the elevator operating speed curve.



Min. Overhead 2600mm  
Min. Pit 100mm




Optimize space  
and increase car space



# GEH320S

## steel belt traction technology


Optimize space layout: adapt to the ultimate shaft space.  
Smooth and quiet operation: high transmission efficiency, low energy consumption, low operating noise, smooth and comfortable.



Optimize space  
and increase car space



Flat composite steel belt  
After-sales maintenance-free






# Standard cabin


## HC165

Ceiling: Hairline St St, LED linear light  
Front wall: Hairline St St  
Side walls: Hairline St St  
Rear wall: Middle with Mirror St St, others are Hairline St St  
Car floor: PVC




## HC170

Ceiling: Translucent white top  
Car back walls: Color steel plate Naples yellow + color steel plate Santome black  
Car side walls: Color steel plate Napoli yellow + mirror stainless steel  
Car front walls: Sprayed steel plate  
Car floor: PVC



## HC171

Ceiling: Translucent white top  
Car back walls: Color steel plate high-end dark coffee + Bordeaux red color steel plate  
Car side walls: Color steel plate high-end dark coffee + mirror stainless steel  
Car front walls: Sprayed steel plate  
Car floor: PVC  
Car steel plate high-end dark coffee + mirror stainless steel  
Car front walls: Sprayed steel plate  
Car floor: PVC



Due to rendering and printing reasons, the pictures are for reference only, and everything is subject to the actual product!



## HC169


Ceiling: Translucent white top  
Car back walls: Color steel plate Yunfeng white + color steel plate dark blue fine sand  
Car side walls: Color steel plate Yunfeng white + mirror stainless steel  
Car front walls: Sprayed steel plate  
Car floor: PVC



# More car options


## HCM143

Ceiling: Acrylic, LED spotlights, bronze hairline St St  
Car walls: Bronze hairline St St, bronze etched mirror St St  
Front wall: Bronze hairline St St  
Car floor: Marble



## HCM145

Ceiling: Acrylic printing, LED spotlight, Rose gold mirror St St  
Car walls: Rose gold hairline St St, Color pattern steel plate  
Front wall: Rose gold hairline St St  
Car door: Rose gold hairline St St  
Car floor: Marble



## HCM144

Ceiling: Black titanium mirror St St, Acrylic  
Car walls: Black titanium mirror St St, Color pattern steel plate  
Front wall: Black titanium mirror St St  
Car floor: Marble



## HCM157

Ceiling: LED flat light  
Car rear wall: Dark bronze hairline anti-fingerprint St St, LED light  
Car front wall: Dark bronze hairline anti-fingerprint St St  
Car side walls: Dark bronze hairline anti-fingerprint St St  
Car floor: Marble



Due to rendering and printing reasons, the pictures are for reference only, and everything is subject to the actual product!



# HC174

Ceiling:Champagne gold mirror etched stainless steel+Hidden light strips on both sides  
Car back walls: Champagne gold mirror etched stainless steel+Color steel plate French oak  
Car side walls: Color steel plate French oak  
Car front walls:Sprayed steel plate  
Car floor:PVC

# HCM309

Ceiling: Metallic white paint, open-pore bronze sand-blasted St St, hidden light strips  
Car rear wall: Bronze mirror etched anti-fingerprint St St, ceramic sheet  
Car front wall: Bronze sandblasted anti-fingerprint St St  
Car side walls: Bronze mirror etched anti-fingerprint St St, ceramic sheet, bronze mirror St St  
Car floor: Marble

# HC168

Ceiling:TCOLOR steel plate moon shadow white + mirror stainless steel  
Car back walls: Color steel plate, straight grained crabapple wood + color steel plate, matte white ice jade  
Car side walls: Color steel plate, straight grained crabapple wood + color steel plate, matte white ice jade  
Car front walls:Sprayed steel plate  
Car floor:PVC

# HCM305

Ceiling: Dark brown hairline St St, laser cutting styling lights  
Car rear wall: Middle with ceramic sheet, dark brown hairline anti-fingerprint St St and decorative strips  
Car front wall: Dark brown hairline anti-fingerprint St St  
Car side walls: Dark brown hairline anti-fingerprint St St  
Car floor: Marble

Due to rendering and printing reasons, the pictures are for reference only, and everything is subject to the actual product!



# Sightseeing cabin



## HCS509

Ceiling: HCL026  
Side walls: 5+5 tempered laminated glass and middle with mirror St St  
Front wall: Mirror St St  
Rear wall: 5+5 tempered laminated glass  
Car floor: Marble, FR034



Please scan the QR code to view more cars.

## Civil dimensions



GEH220S



GEH260



GEH320S



# Decoration series

# Aluminum alloy glass door

COP

LOP

Ceiling



HOP029(standard)




HOP027




HHB035(standard)




HHB036




HCL027




HCL028



HCL029



Gentleman grey



Alpine white



Glorious gold

## PVC floor



FR101



FR102



FR114



FR107

## Marble floor



FR034



FR035



FR036



FR037

## Landing door series



LD106

Mirror etched St St



LD107

Mirror etched St St



LD608

Champagne gold mirror etched St St



LD509

Rose gold mirror etched St St




LD410

Black titanium mirror etched St St



LD311

Bronze mirror etched St St



LD201


Titanium mirror etched St St

## Aluminum structure shaft

### GLASS



Clear glass




Frosted glass



Dark brown glass



Bluestar grey glass




Black glass




High transparency glass

## Aluminum structure frame

Alpine white



Dark black



Jazz red




Glorious gold



Gentleman grey



Jewelry blue





# GLARIE home lift

## Ingenious space management master

### High-Efficient

Steel belt traction drive, higher transmission efficiency, significantly improved running speed

### Quiet

Polyurethane coating effectively reduces noise caused by transmission friction, making it quiet and quiet.

### Smooth

Increased softness can reduce vibrations caused by lift operation, making it more stable and comfortable

### Safety

1:1 composite steel belt, extremely tensile, sturdy and durable, with high safety factor.



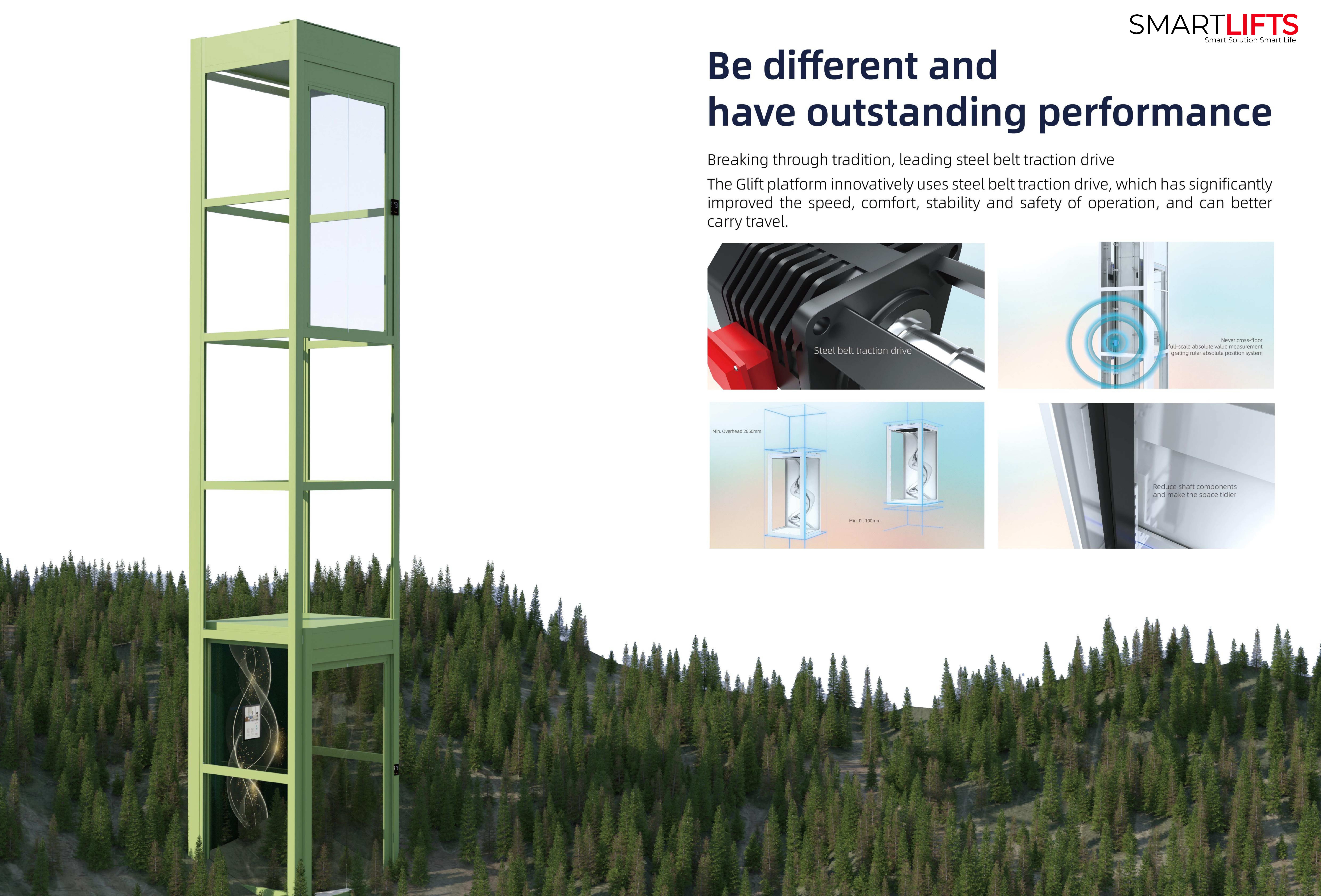

Incorporating modern aesthetic concepts, the elevator of Glarie homelift is equipped with cutting-edge technology to create perfect space utilization. It not only ensures smooth operation and outstanding performance of the homelift, but also provides more usable space for the villa, effectively reducing civil construction costs. Such ingenuity can only to provide you and your family with an extraordinary product value experience.



# Be different and have outstanding performance

Breaking through tradition, leading steel belt traction drive

The Glift platform innovatively uses steel belt traction drive, which has significantly improved the speed, comfort, stability and safety of operation, and can better carry travel.






# GEH500

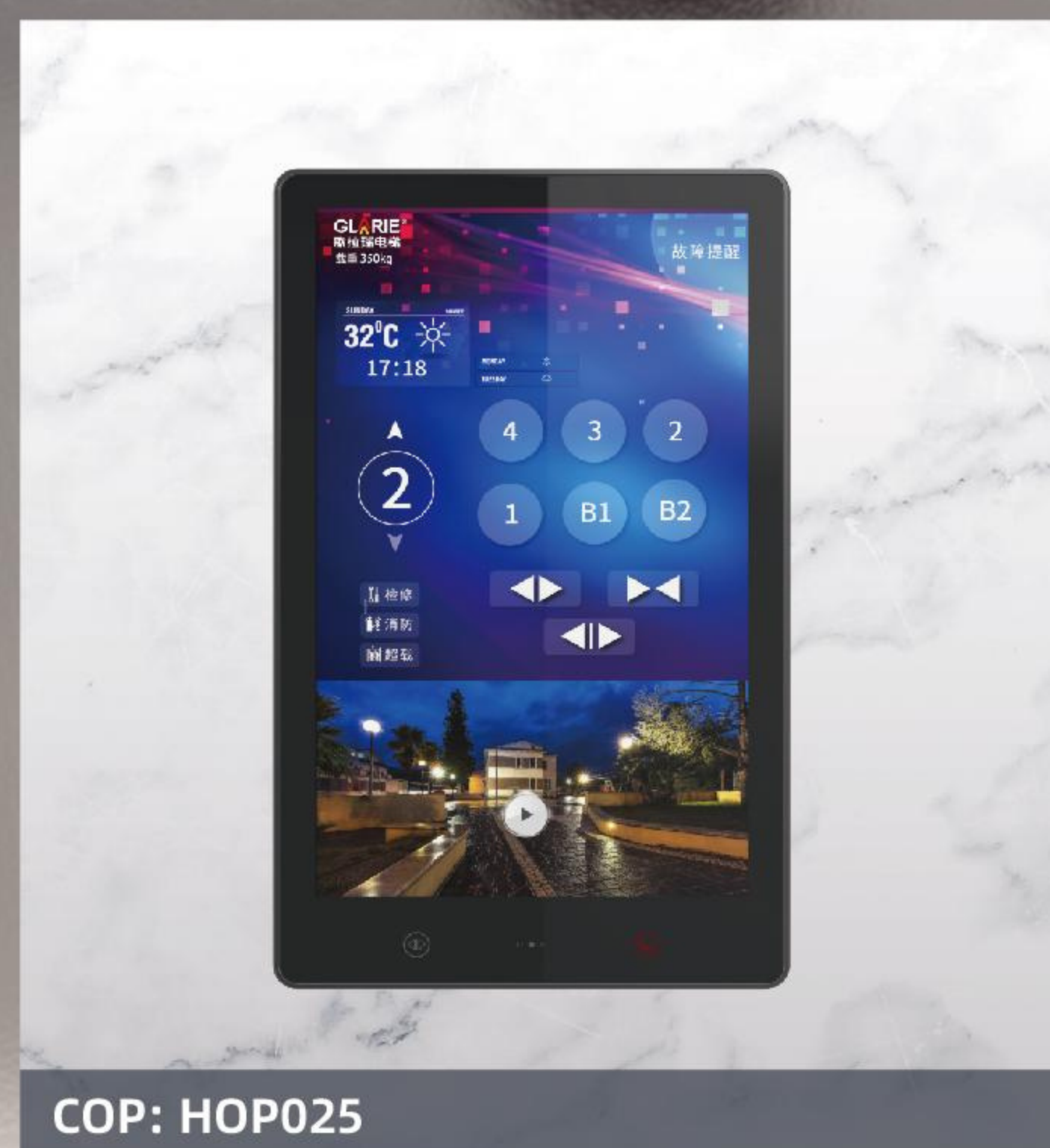
## Panoramic Cabin



LOP: HHB035(standard)



Marble floor (FR034)



COP: HOP025



Starry ceiling (HCL027)



HCS501

Due to rendering and printing reasons, the pictures are for reference only, and everything is subject to the actual product!



Civil dimensions






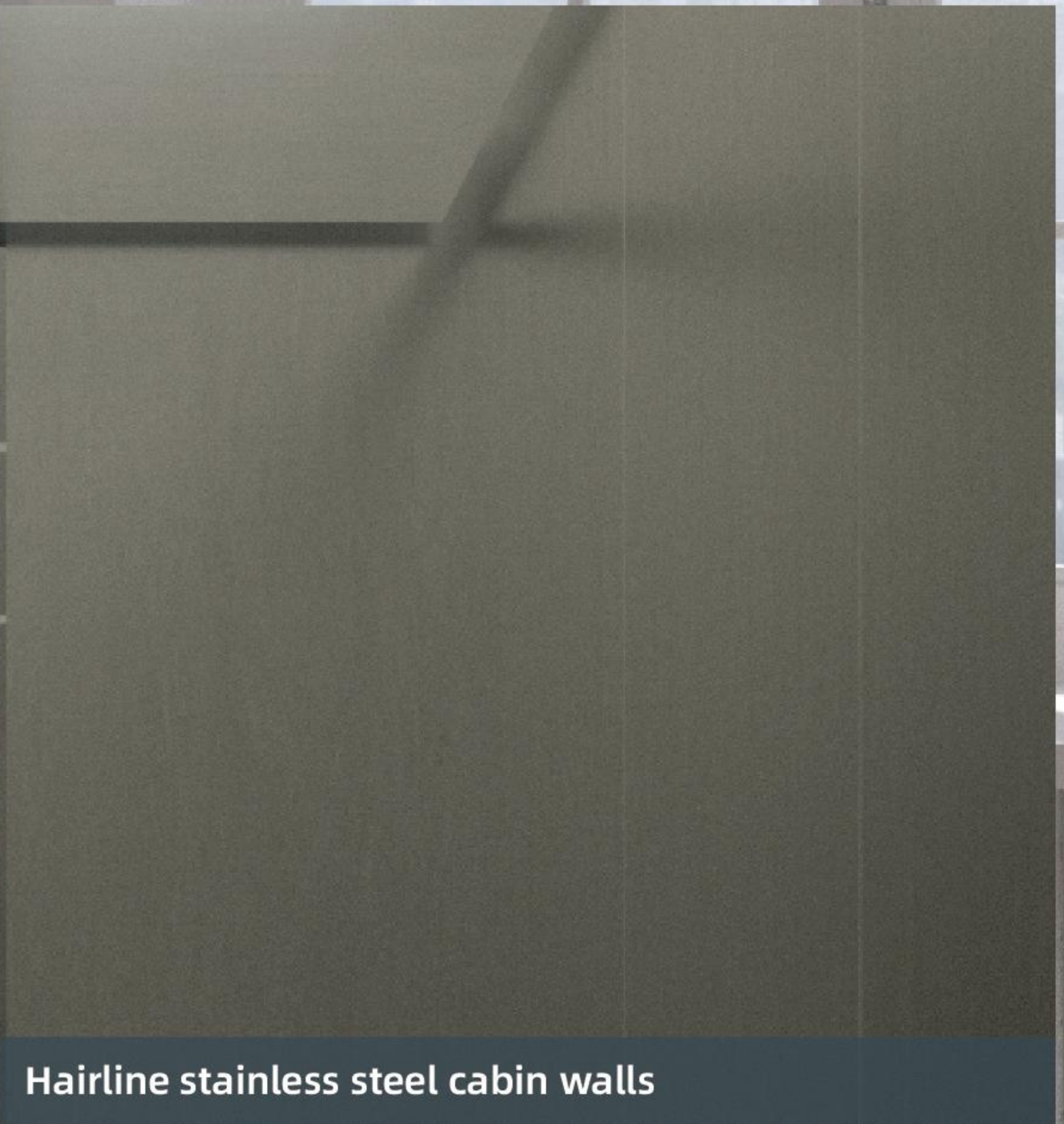
LOP: HHB035(standard)



PVC Floor (FR101)



COP: HOP029



Hairline stainless steel cabin walls



HC164



# GEH500

## Non-Panoramic Cabin

Due to rendering and printing reasons, the pictures are for reference only, and everything is subject to the actual product!



# GEH100S Panoramic Cabin



Due to rendering and printing reasons, the pictures are for reference only, and everything is subject to the actual product!



Civil dimensions



# Options

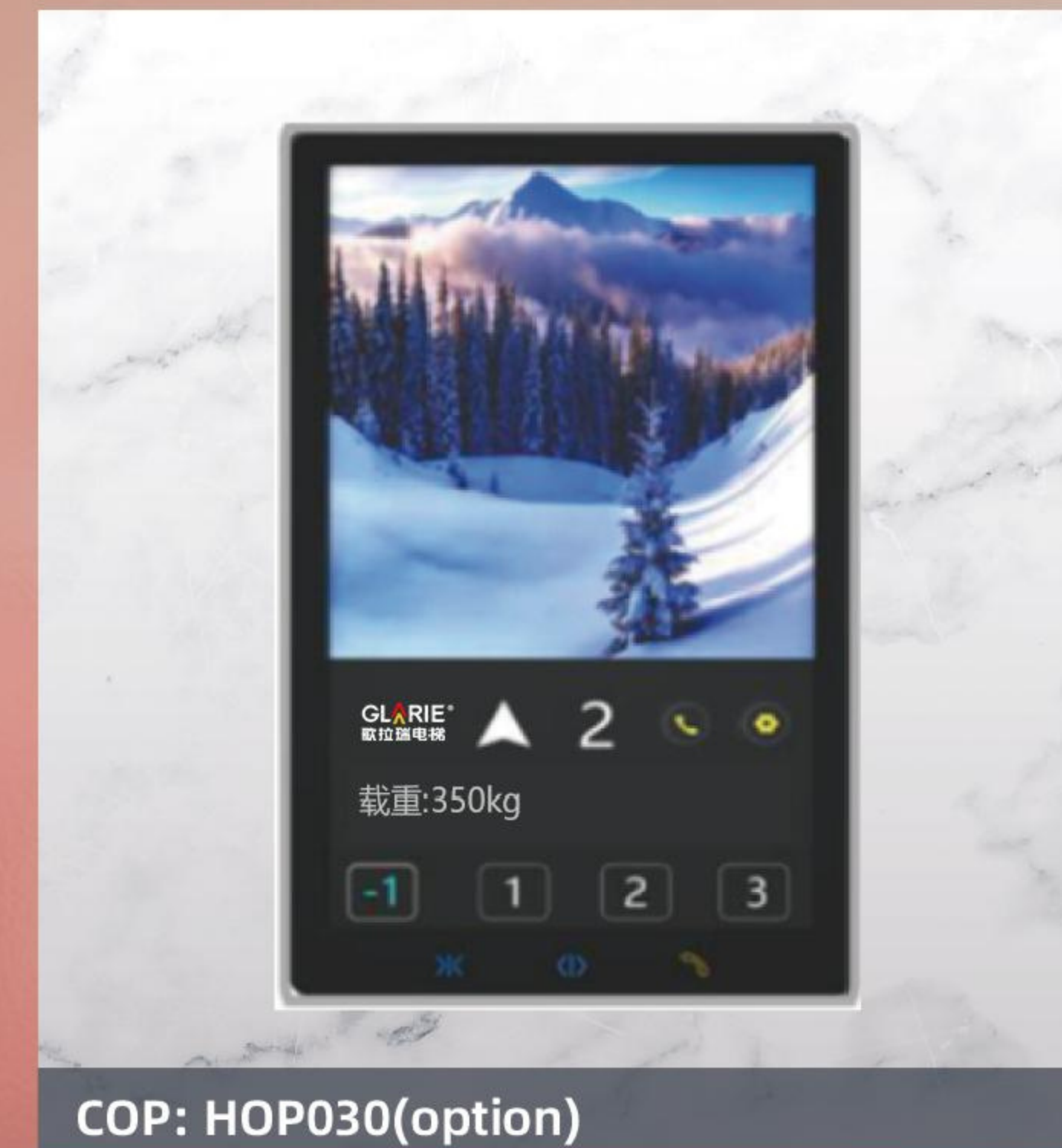
From the inside out, you can customize it to your liking to more fully express your style and make it reflect your unique personal taste. Each version provides you with a variety of rich personalized customization options, which can be cleverly integrated with your home decoration.



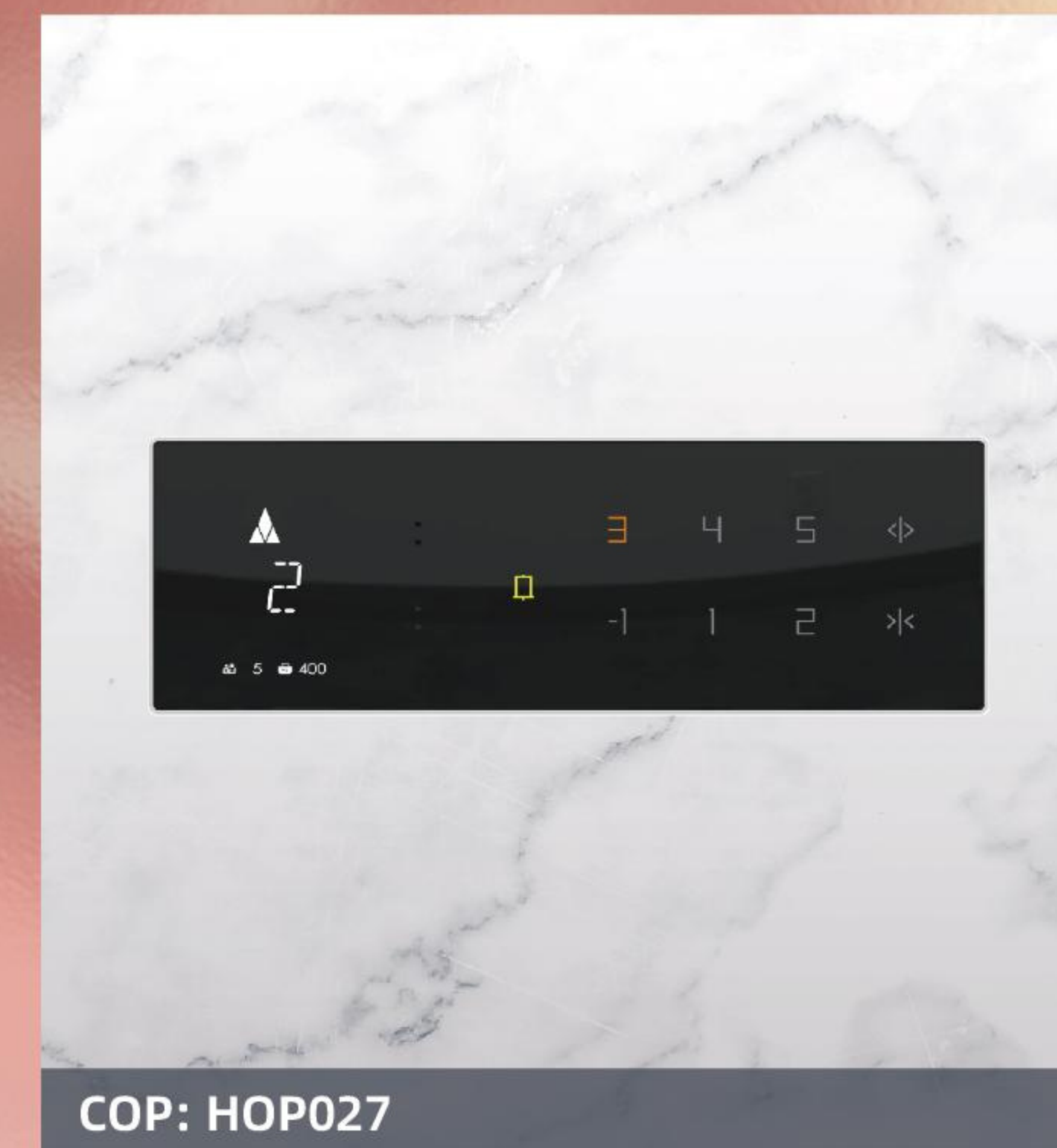
LOP: HHB036(option)



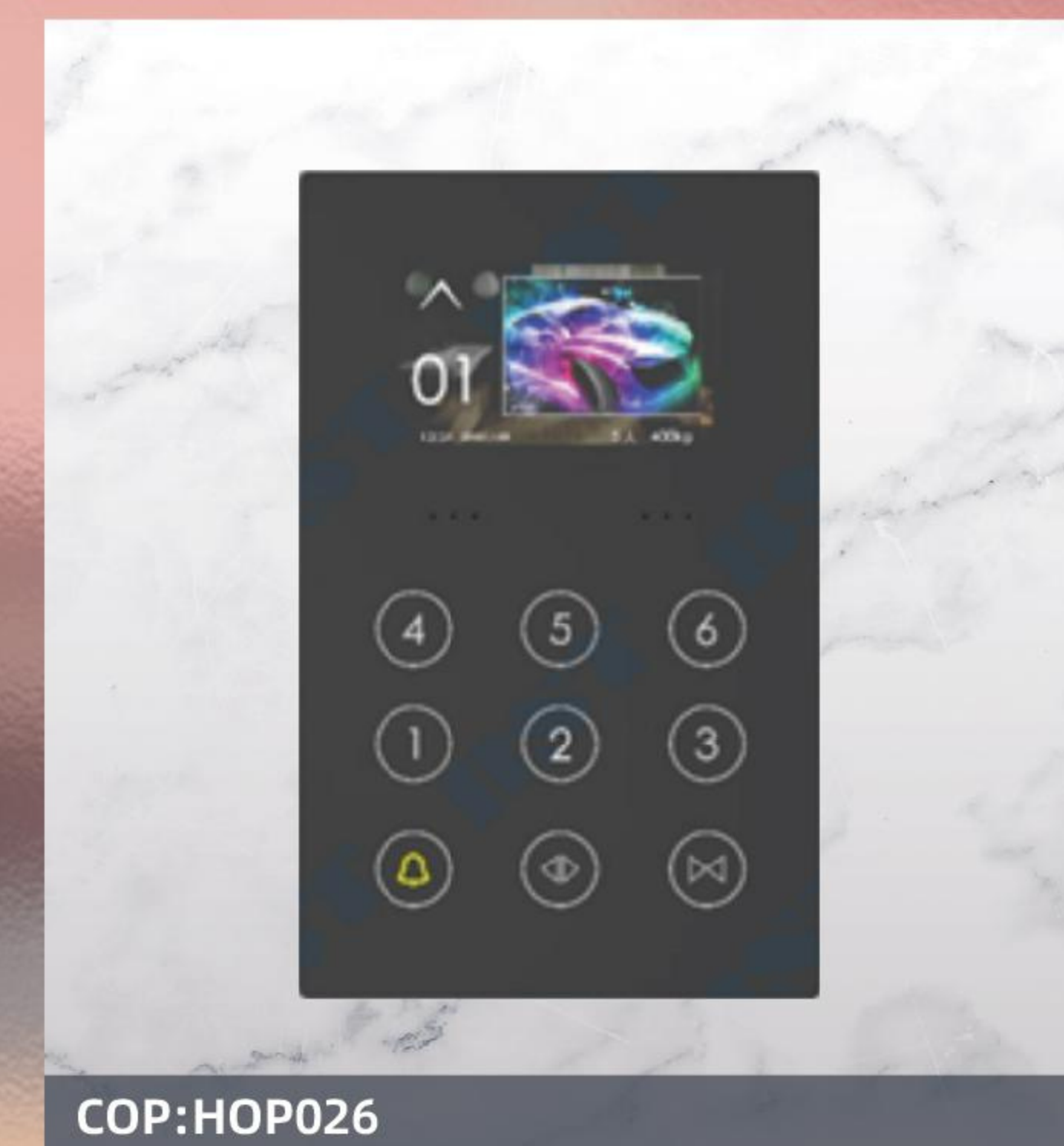
Starry ceiling (HCL027)



COP: HOP030(option)



COP: HOP027




COP:HOP026





## GLARIE home lift SLP500 Ingenuous space management master

The Glift platform deeply integrates modern technology and artistic aesthetics. The space is more fashionable, the performance is more outstanding, and the layout is more flexible. It not only meets the daily travel needs of your family, but also conforms to your personalized aesthetics and enhances the architectural value.



Due to rendering and printing reasons, the pictures are for reference only, and everything is subject to the actual product!





外呼HHB035 (标配) LOP: HHB035(standard)



石材地板 Marble floor

## Elevator standard configuration



操纵盘HOP029 COP: HOP029



HPT001

**Flexible  
Versatile layout**

Due to rendering and printing reasons, the pictures are for reference only, and everything is subject to the actual product!



Civil dimensions




# Options



外呼HHB036 (选配) LOP: HHB036(option)



操纵盘HOP030 (选配) COP: HOP030(option)



HPT005

Flexible personalization  
Customized solution



More designs  
Rich colors  
Multiple functions



# Glarie Elevator Configuration options

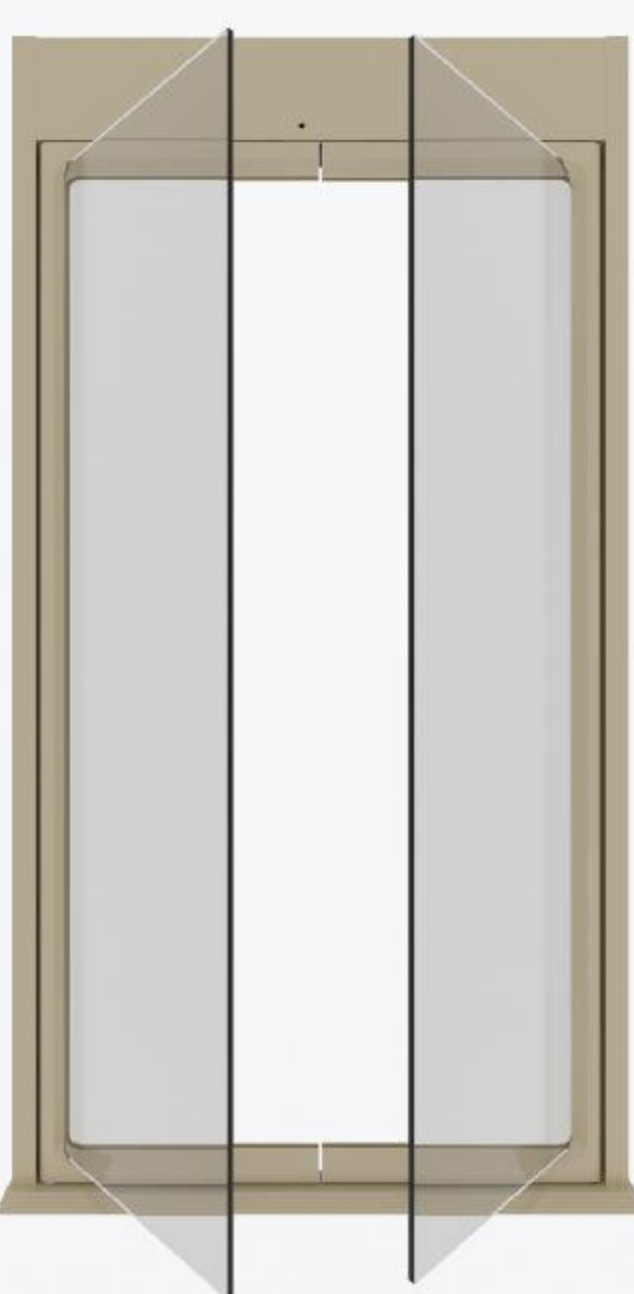
## Aluminum structure frame

- Advantages of aluminum structure frame:
- 1. Use industrial aluminum structure frame to compact the structure and save the hoistway area
  - 2. Aluminum alloy interfaces are designed with floor height, with hidden cross-section interface processing. There are no connectors and bolts on the inside, making the frame traceless and beautiful.
  - 3. Matched with aluminum alloy door panels of the same color, there is no color difference and the whole body is integrated.

Manual door



Automatic swing door



Automatic single door




AL005  
Alpine white



AL006  
Dark black




AL007  
Jazz red



AL008  
Glorious gold




AL009  
Gentleman grey




AL010  
Jewelry blue


### GLASS




Clear glass



High transparency glass



Frosted glass



Dark brown glass



Bluestar grey glass



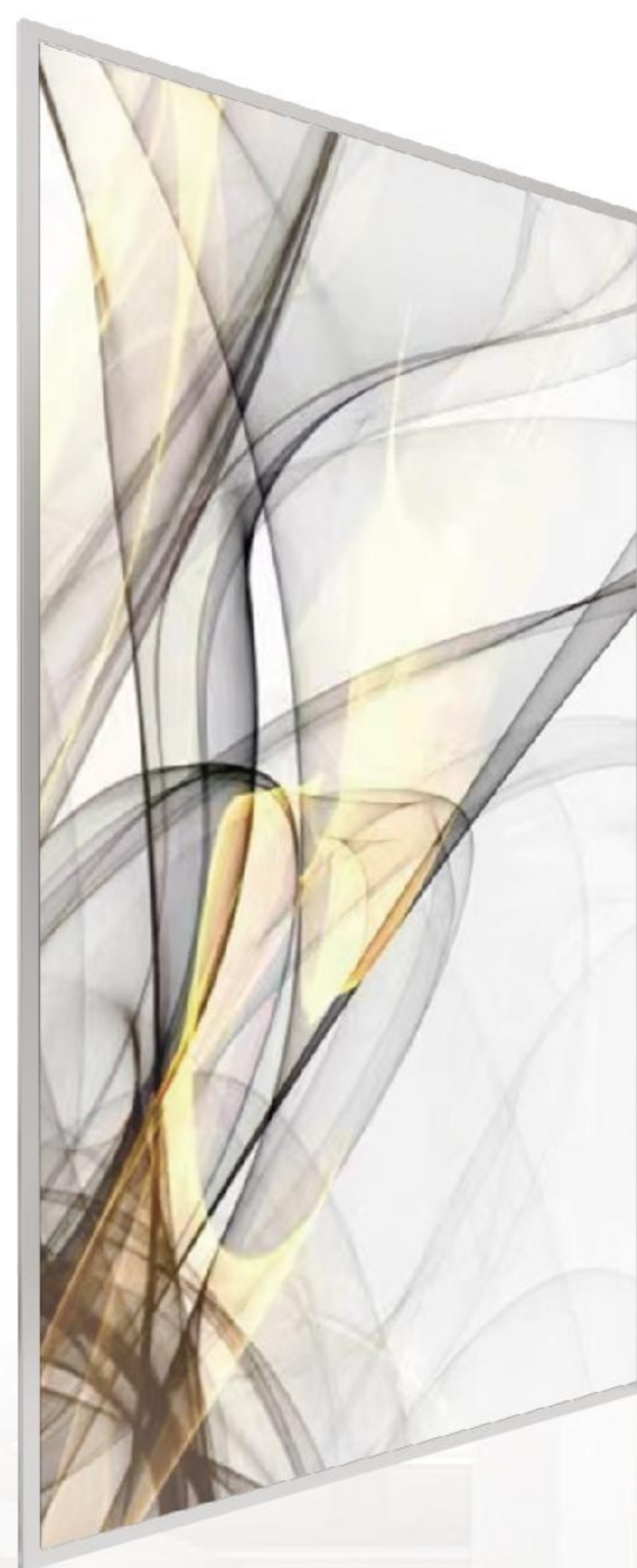
Black glass



Art background wall-GEH100S/500




HCS506



HCS505



HCS504



HCS510



HCS501



HCS502



HCS503

Art background wall-SLP500



HPT001



HPT002



HPT003



HPT004



HPT005



HPT006