



LIFTINGITALIA
COMFORTABLE HOMELIFTS

Homelifts inDOMO and STAIRfit





Why a home lift?

Our home lifts are designed to solve the needs of vertical mobility and to remove architectural barriers in all environments, both private and public.

They represent the ideal solution to overcome the stairs and rediscover the pleasure of moving freely in every moment of the day.

They can be installed both inside and outside the building in special metal structures or between the walls of the house.

They ensure a high level of ride comfort, great reliability and total safety, for example guaranteed by the automatic emergency lowering system in the event of a power failure.

They can be installed in new buildings but fit perfectly every existing environments, increasing their value.



Safety

Thanks to the wide range of specific devices you can move around the house without worries, every day with complete peace of mind.

Comfort

It can be operated with the push of a button, both in the cabin and on the landings. Choosing the version with the doors in the cab, automatic sliding or folding, you will not have to hold the button pressed during the entire ride.

Style

Decorate the space in motion by choosing the finishes that best suit your environments and satisfy your taste as you would for any furnishing accessory. Our renewed range of cabins, Smart - Idea - Style and Opera, best represents the expression of MADE IN ITALY.

Reduced spaces

STAIRfit is our compact model created to be installed in limited spaces and ideal for insertion in stairwells of particularly reduced width. Each lift is made to measure in order to take advantage of every single centimetre available.



Indoor and outdoor homelifts

inDOMO can be installed both inside and outside the building to ensure maximum accessibility at all levels. STAIRfit is thought to be positioned in an indoor stairwell.

If you do not have specific rooms you can disembark the lift directly on the balcony or using existing windows modified to obtain the necessary entrances.



Small elevators for private homes and public environments

Our products find their natural connotation mainly in private homes to help you live fully your environments.

Nevertheless, they are the ideal solution to overcome architectural barriers in public environments like schools, shops, restaurants, offices and can guarantee the right solution to all needs.



Masonry shaft or metallic structure

The lifts travel inside a shaft to guarantee, according to law, the maximum safety. The shaft can be obtained inside the house making it in masonry or concrete.

Alternatively we can provide a metal structure, certified according to the anti-seismic norms, designed for indoor or outdoor (since it is weather-proof). The structure has multiple finishes and can be completely glazed to ensure good esthetic result, lightness and visibility.



Swing doors or automatic doors

As standard, the inDOMO and STAIRfit lifting platforms are offered with swing glazed doors that guarantee maximum visibility and passive safety.

They can also be equipped with automatic sliding doors or with internal folding doors and external automatic swing doors (myDOMO) which allow automatic control avoiding to keep the button pressed during the entire ride.



SMART

Beauty and simplicity

With its up-to-date, minimalist and yet affordable design, this is LiftingItalia best-selling cabin, now available with new eye-catching skinplate texture finishes.



inDOMO homelift cabin
Full height COP in scotch brite STS

IDEA

Elegance and flexibility

Bright, fresh and available in a wide colour range, this cabin boasts a plain and youthful design that brings sparkle to its surroundings.



inDOMO and **STAIRfit** homelift cabin
Full height COP in anodized aluminum

COP STANDARD CONFIGURATION

- ☞ Braille push buttons
- ☞ **STAIRfit** is equipped with a horizontal COP on the back wall
- ☞ Alarm button
- ☞ Luminous and acoustic overload signal
- ☞ Door open push button (only with automatic doors)
- ☞ Mushroom STOP button (only without car doors)
- ☞ Emergency light
- ☞ Bi-directional intercom

COP OPTIONS

- ☞ Enabling key
- ☞ Magnetic iButton key
- ☞ Position and direction displays
- ☞ Phone dialler
- ☞ Wall phone
- ☞ In-built telephone box (where possible)
- ☞ LCD Display (5,6")
- ☞ TFT Display (7")

STYLE

Timeless style

The material combinations are studied to exalt the enduring look of the stainless steel, which enhance both classic and modern environments.



inDOMO homelift cabin
Full height COP in polished Mirror STS

OPERA

Warmth and accessible luxury

We chose a selection of the most interesting contemporary design materials, to create a uniquely refined cabin design.



inDOMO homelift cabin
3/4 or full height COP in anodized aluminum

CAR DISPLAY



TFT (7")
Without frame
Dimensions:
154 x 86 mm



Tricolor LCD (5,6")
With metal frame
Dimensions:
120 x 60 mm

LANDING DISPLAYS



On the
door frame
(optional)



On the wall
(optional)

Overall installation configurations

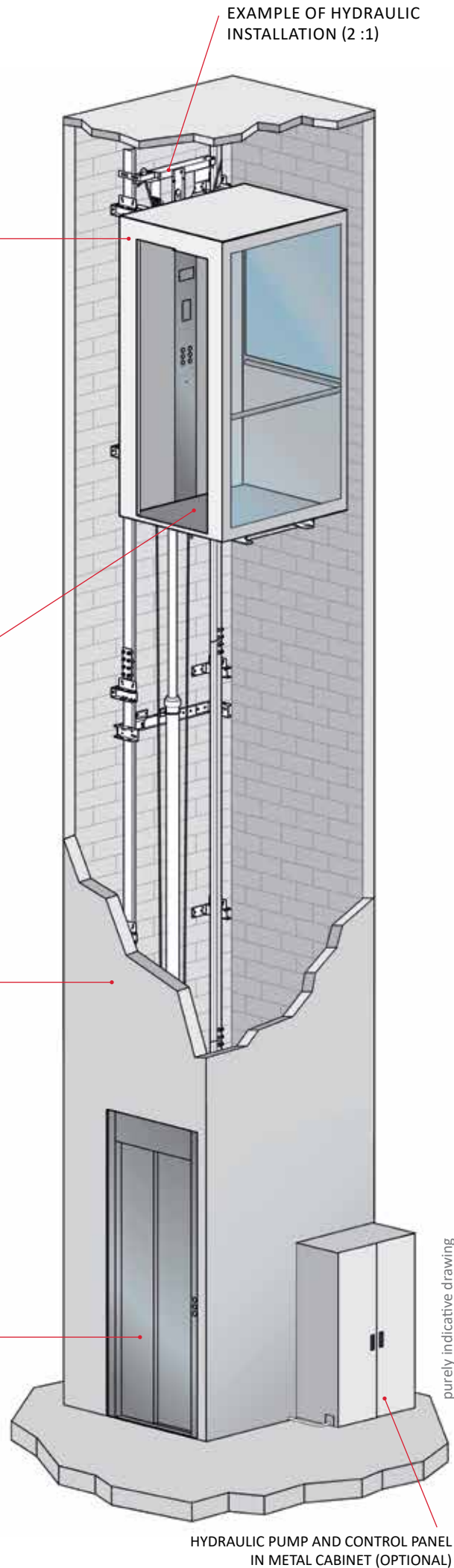
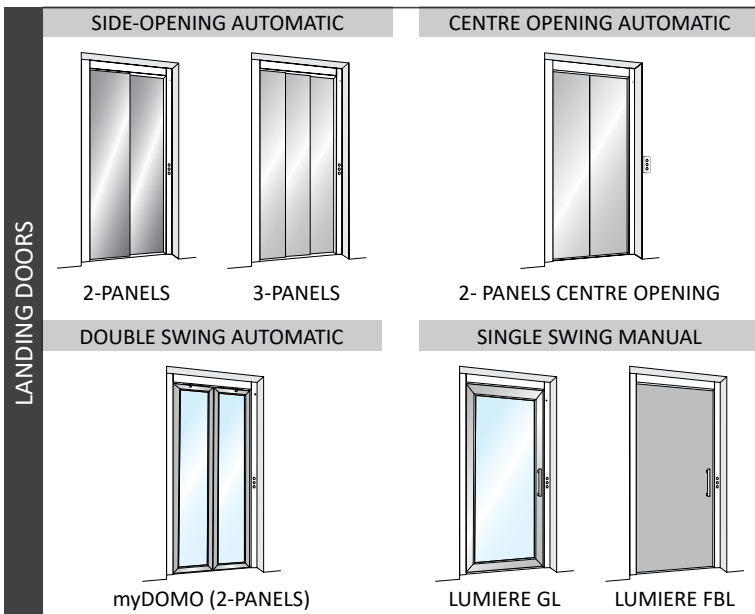
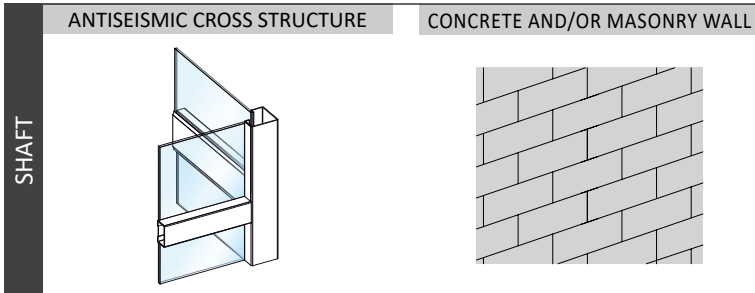
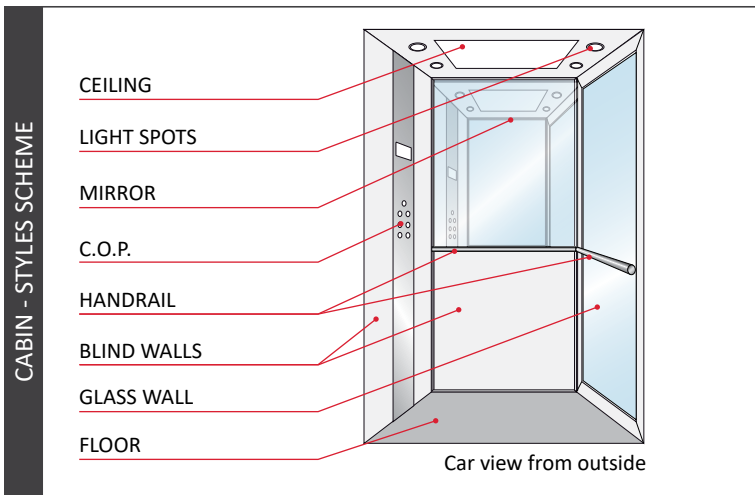
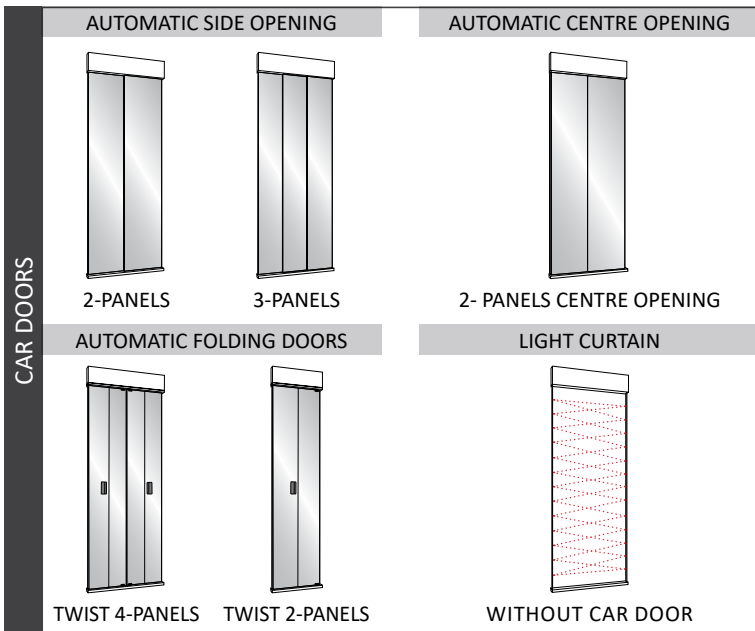


PRODUCT SPECIFICATIONS	inDOMO	STAIRfit
MAX PAYLOAD	500 kg	250 kg
MAX TRAVEL	20 m	20 m
MAX ENTRANCES	3	1
MAX STOPS (in line)	8	8
SHAFT		
CONCRETE OR MASONRY	■	—
STEEL STRUCTURE, PAINTED RAL	□	■
STAINLESS STEEL STRUCTURE (AISI 304 or AISI 316 FOR MARINE ENVIRONMENT)	□	—
CARS		
SMART	■	—
STYLE	□	—
IDEA	□	■
OPERA	□	—
1 GLASS WALL	□	—
2 GLASS WALLS	□	■
CAR DOORS		
WITHOUT DOOR (with LIGHT CURTAIN)	■	■
AUTOMATIC SLIDING, 2-PANELS SIDE OPENING (BL-GL)	□	—
AUTOMATIC SLIDING, 2-PANELS CENTRE OPENING (BL-GL)	□	—
AUTOMATIC SLIDING, 3-PANELS SIDE OPENING (BL-GL)	□	—
AUTOMATIC TWIST FOLDING 2-PANELS (BL-GL)	—	□
AUTOMATIC TWIST FOLDING 4-PANELS (BL-GL)	□	□
LANDING DOORS		
LUMIERE GL - ALUMINIUM (GLAZED version)	■	■
LUMIERE FBL - ALUMINIUM (BLIND version)	□	—
IRON - STEEL (BL ¹)	■	■
MOTORIZED myDOMO ALUMINIUM (GL-BL) - stand alone	□	—
myDOMO pack (coupled with TWIST) (GL-BL)	□	—
AUTOMATIC SLIDING, 2-PANELS SIDE OPENING (BL-BL ¹ -GL)	□	—
AUTOMATIC SLIDING, 2-PANELS CENTRE OPENING (BL-BL ¹ -GL)	□	—
AUTOMATIC SLIDING, 3-PANELS SIDE OPENING (BL-BL ¹ -GL)	□	—
HYDRAULIC TRACTION		
Indirect acting 2:1	■	■
Side direct acting 1:1	⊗	—

(1) available also E120 and FIRE RATED EI120 executions

LEGEND	■	⊗	□	—
	Standard	Option, no extra price	Optional	Not available
BL-FBL: BLIND version GL: GLAZED version				

AVAILABLE ALSO WITH
AISI 316 STRUCTURE FOR
MARINE ENVIRONMENT





OUTDOOR



INDOOR



SUGGESTED
USE



SUGGESTED
USE



MAX
PAYLOAD



230 VAC
SINGLE PHASE

STRENGTH AND RELIABILITY

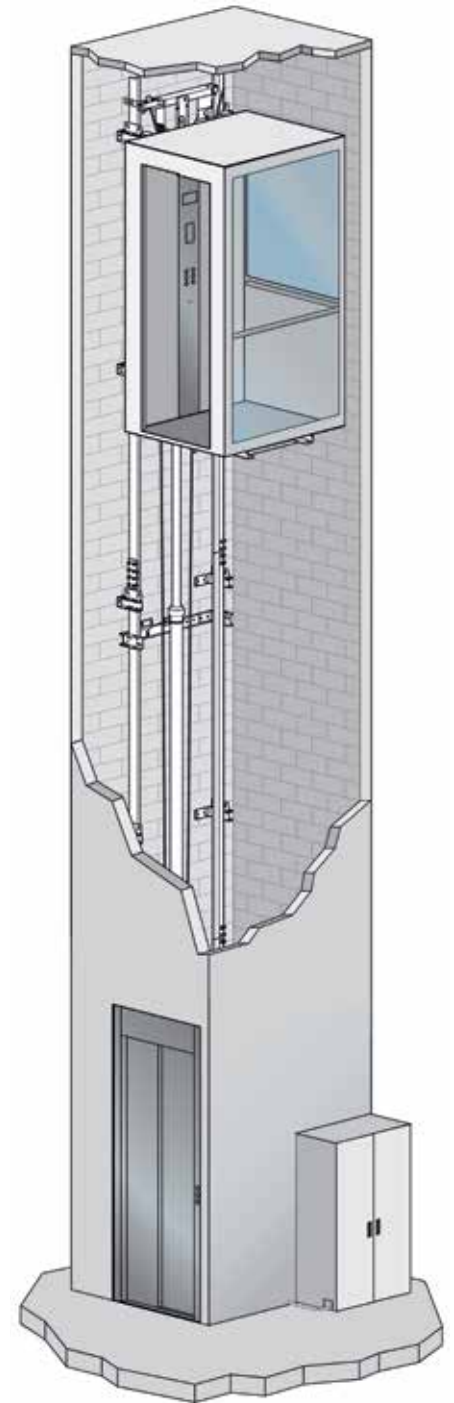
inDOMO means reliability and safety. Thanks to the hydraulic traction, to the solid structure and to the safety devices (blackout emergency descent, automatic rescue call and much more) you will never have to fear of being stuck in the cabin.

TOP COMFORT AT THE BEST PRICE

inDOMO is the mini-lift for those who don't accept compromises. Top comfort and quietness, smooth starts and stops, great lighting and best technologies create the best travel experience in the category.

LIVING SPACE

The new range shows a completely renewed line of cabins, with a clean and essential design which will give your house an unmistakable touch of elegance.

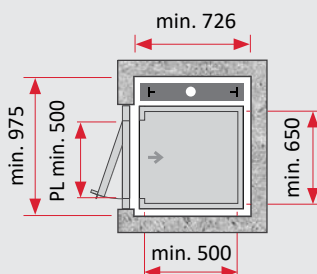


PAYLOADS	From 250 up to 500 kg
TRAVEL	Up to 20 m
STOPS	Up to 8 (in line)
ENTRANCES	Up to 3
SPEED	0,15 m/s (EU) - 0,30 m/s (extra-EU)
SHAFT	Masonry shaft or Anti-seismic structure
CONTROL	Hold to run and Automatic
NOISE LEVEL	Max. 47 dB
CABIN DIMENSION	Max. 1400 (L) x 2000 (P) *
CABIN HEIGHT (CH)	Std. 2100 mm (Min. 2000 - Max. 2200)
DOOR HEIGHT	Std. 2000 mm (Min. 1800 - Max. 2100)
HEADROOM	Std. 2400 mm
PIT	Min. 100 mm - Max. 500 mm
CYCLES/HOUR SUGGESTED	15
POWER SUPPLY	Single phase 230 Vac (3-phase 400 Vac as option)
CONTROL PANEL AND HYDRAULIC SYSTEM	In metal cabinet (optional)
REFERENCE REGULATION	D.M. 2006/42/CE - EN81.41

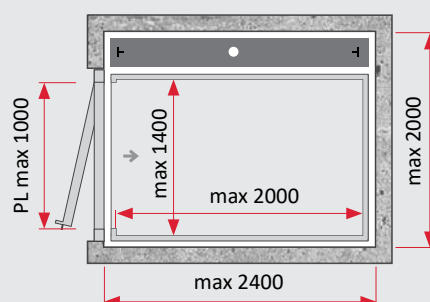
AVAILABLE WITH ST STEEL AISI316 ANTI-SEISMIC
STRUCTURE FOR MARINE ENVIRONMENT

CUSTOM DIMENSIONS
WITH 5 MM STEPS

MIN DIMENSIONS

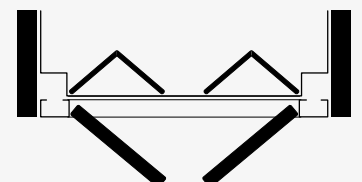


MAX DIMENSIONS



MYDOMO PACK

AUTOMATIC CAR AND
LANDING DOORS KIT



* Reference values cannot be simultaneous



INDOOR



SUGGESTED
USE



SUGGESTED
USE



MAX
PAYLOAD



230 VAC
SINGLE PHASE

COMFORT IN REDUCED SPACES

We created STAIRfit for very narrow staircases but keeping a great cabin habitability and comfort thanks to the new “extra breathing system” which includes: full height mirror (C side), panoramic side walls, fan and scotch-brite stainless steel finishing.

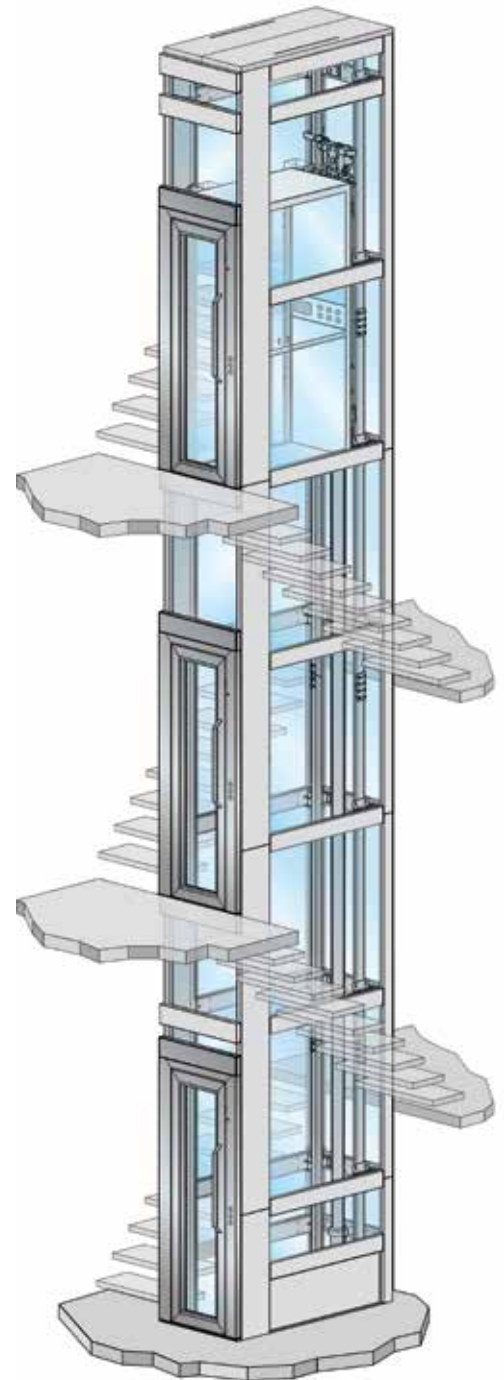
CUSTOM DIMENSION TO THE MILLIMETRES

We produce every installation singularly, so that we can take advantage of every inch of available space. STAIRfit was designed to offer the best possible comfort in case of a refurbishment or building upgrades where available spaces are particularly small.

SAFETY AND RELIABILITY

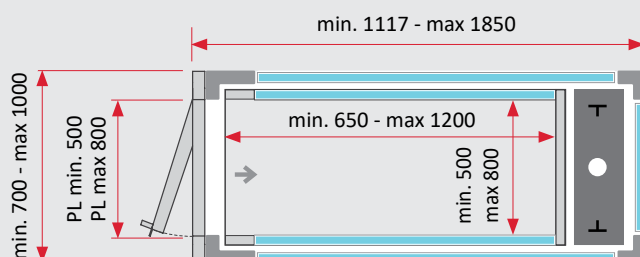
Even in reduced spaces STAIRfit offers the same level of performance and safety features of a standard mini-lift, so that you can always be relaxed.

PAYLOADS	250 kg
TRAVEL	Up to 20 m
STOPS	Up to 8 (in line)
ENTRANCES	1
SPEED	0,15 m/s (EU) - 0,30 m/s (extra-EU)
SHAFT	Anti-seismic structure
CONTROL	Hold to run and Automatic
NOISE LEVEL	Max. 47 dB
CABIN DIMENSION	Width from 500 ÷ 800 * Depth from 650 ÷ 1200 *
CABIN HEIGHT (CH)	Std. 2100 mm (min. 2000 – Max. 2200)
DOOR HEIGHT	Std. 2000 mm (min. 1800 – Max. 2100)
HEADROOM	Std. 2400 mm
PIT	Min. 200 mm - Max. 500 mm
CYCLES/HOUR SUGGESTED	15
POWER SUPPLY	Single phase 230 Vac (3-phase 400 Vac as option)
CONTROL PANEL AND HYDRAULIC SYSTEM	In metal cabinet (optional)
REFERENCE REGULATION	D.M. 2006/42/CE - EN81.41



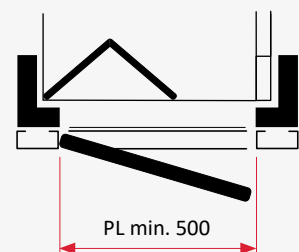
CUSTOM DIMENSIONS WITH 5 MM STEPS

INSTALLATION DIMENSIONS



* Reference values cannot be simultaneous

2-PANELS FOLDING DOORS AND AUTOMATIC CONTROL





LIFTINGITALIA[®]
COMFORTABLE HOMELIFTS

LIFTING ITALIA S.r.l.

Via Caduti del Lavoro, 16
43058 - Bogolese di Sorbolo
Parma, Italy
Tel. +39 0521 695311
www.liftingitalia.com

Authorized reseller

MADE IN ITALY

